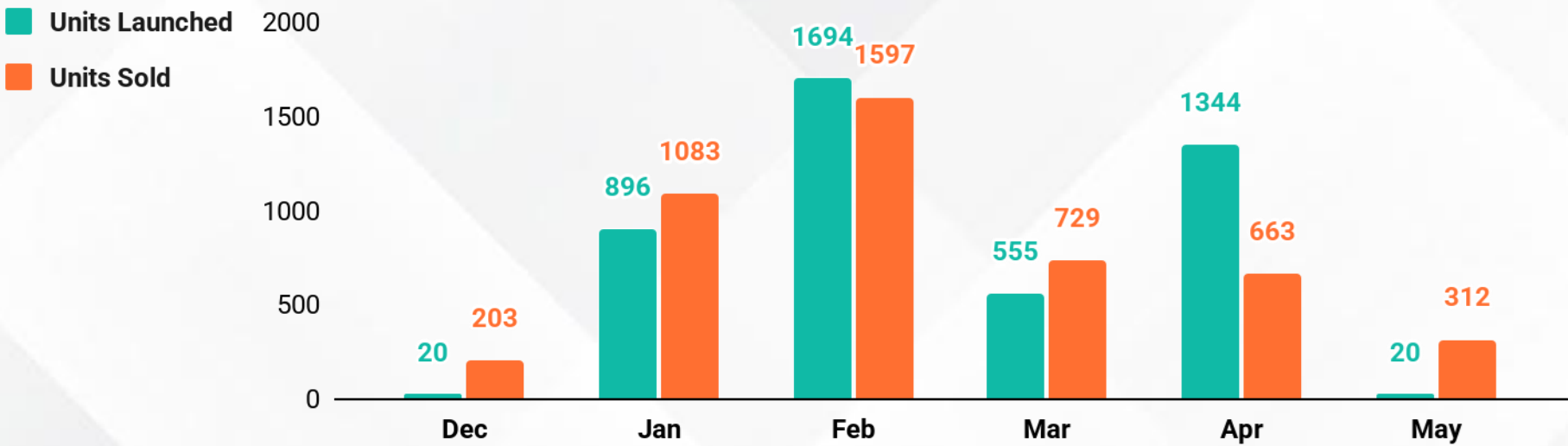


DEVELOPER MONTHLY SALES

MAY 2025



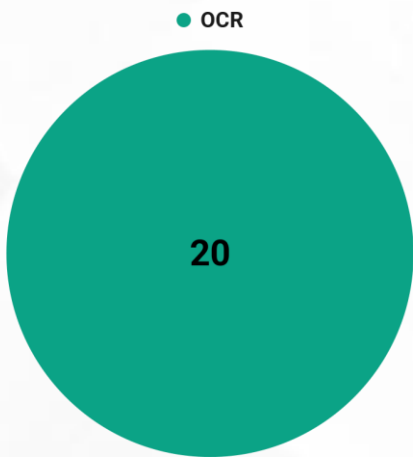
UNITS LAUNCHED & SOLD EACH MONTH (Exclude EC)



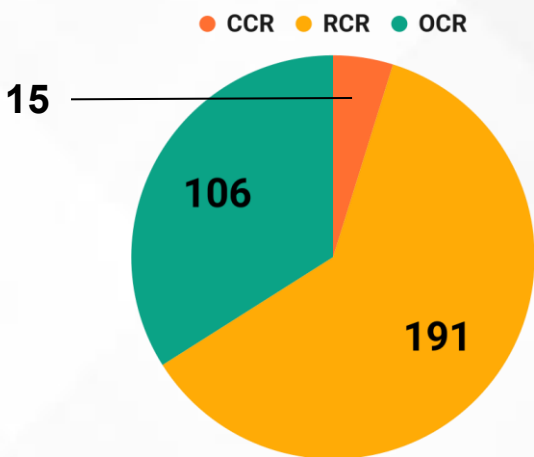
SALES VOLUME (Exclude EC)



UNITS LAUNCHED (Exclude EC)



UNITS SOLD (Exclude EC)



BEST-SELLING PROJECTS BY MARKET SEGMENT

C C R	1	Watten House	4 Units Sold	\$3,255 PSF
	2	21 Anderson	2 Units Sold	\$4,160 PSF
	3	32 Gilstead	2 Units Sold	\$3,584 PSF
R C R	1	One Marina Gardens	62 Units Sold	\$2,975 PSF
	2	Bloomsbury Residences	32 Units Sold	\$2,506 PSF
	3	The Hill @ One-North	26 Units Sold	\$2,484 PSF
O C R	1	Hillock Green	17 Units Sold	\$2,285 PSF
	2	Lentor Mansion	11 Units Sold	\$2,194 PSF
	3	Parktown Residence	10 Units Sold	\$2,410 PSF

HIGHEST-SELLING PROJECTS BY MARKET SEGMENT

C C R	21 Anderson	\$5,347 PSF
R C R	Meyer Blue	\$3,314 PSF
O C R	Chuan Park	\$2,741 PSF

Source: URA, OrangeTee & Tie Research & Analytics